

RENEW

GLUE DOWN LVT



tilebar LVT


WOOD LOOKS



WHITE OAK
VINTAGE




ASPEN PECAN
CHELSEA GRAY



SCARLET OAK
STUDIO



BUR OAK
VERANDA



LOFTY OAK
ANTHRACITE



SPICE BIRCH
MOON




SCARLET OAK
FAWN




METRO OAK
BROWN SUGAR




MAJESTIC MAPLE
NATURAL



OPULENCE OAK
GINGERED




CHARMING CHESTNUT
AMBER GLOW




OREGON MAPLE
TUALATIN

CONCRETE LOOKS



METALCRETE
CREST




METALCRETE
MOUNTAIN DUSK




METALCRETE
WILDMIST



METALCRETE
PLATINUM



METALCRETE
PEWTER



METALCRETE
CHARCOAL

POWERED BY PERFORMANCE

ReNew is the confident solution for light commercial and residential spaces. ReNew is the perfect and affordable solution for your residential project and light commercial uses. Our LVT products have been specifically engineered to offer the best performance and maintenance while keeping our commitment to providing great design for every budget. Offering a wide range of looks from natural woods to modern stone, ReNew outlasts the competition in both style & durability.

WHY RENEW LVT?

- High-Definition Design
- State-of-the-art print technology
- Easy-to-Maintain
- Proprietary ProTX™ UV-cured urethane topcoat protects against abrasions and provides industry-leading scratch, scuff, stain, and chemical resistance
- Easy-to-Install
- Affordable
- More affordable than natural materials with greater ROI
- Less maintenance
- Quicker and easier to install will rollable adhesive
- Service
- In-stock and ready to ship



COLORS	SIZE	12 MIL	6 MIL
White Oak Vintage	6x48	●	●
Scarlet Oak Studio	6x48	●	●
Bur Oak Veranda	6x48	●	●
Lofty Oak Anthracite	6x48	●	●
Scarlet Oak Fawn	6x48	●	●
Metro Oak Brown Sugar	6x48	●	●
Opulence Oak Gingered	6x48	●	●
Majestic Maple Natural	6x48	●	●
Oregon Maple Tualatin	6x48	●	●
Aspen Pecan Chelsea Gray	6x48	●	●
Spice Birch Moon	6x48	●	●
Charming Chestnut Amber Glow	6x48	●	●
Metalcrete Crest	12x24	●	●
Metalcrete Mountain Dusk	12x24	●	●
Metalcrete Wildmist	12x24	●	●
Metalcrete Platinum	12x24	●	●
Metalcrete Pewter	12x24	●	●
Metalcrete Charcoal	12x24	●	●
● In Stock ● Available to Order			
Select colors from 6 mil wear layer thickness available by Special Order only. Minimum order one pallet, with an 8-12 week lead time.			

TECHNICAL DATA	12 MIL	6 MIL
Available Sizes:	12" x 24" 6" x 48"	12" x 24" 6" x 48"
Classification:	ASTM F1700 Class III, Type B	ASTM F1700 Class III, Type B
Total Thickness:	2.0 mm (0.80")	2.0 mm (0.80")
Wear Layer Thickness:	12mil (0.30mm)	6mil (0.15mm)
Edge Treatment:	Square Edge	Square Edge
Finish:	ProTx™	ProTx™
Color:	18	18
Application Type:	Glue Down	Glue Down
Adhesive:	Tilebar Trowel or Tilebar Roll	Tilebar Trowel or Tilebar Roll
Backing Color:	Black	Black
Pieces per Carton:	20 pcs	20 pcs
Weight per Carton:	34.3 lbs (6x48) 32.96 lbs (12x24)	34.3 lbs (6x48) 32.96 lbs (12x24)
Square Feet per Carton:	42.37 ft (6x48) 42.04 ft (12x24)	42.37 ft (6x48) 42.04 ft (12x24)
Cartons per Pallet:	60	60

TESTING SPECIFICATIONS	28 MIL + 40 MIL
Flexibility (ASTM F137):	Passes - 1" Mandrel - No Crack/Break
Dimensional Stability (ASTM F2199):	Passes - Max 0.020 in/lin ft
Squareness (ASTM F540):	Passes - Max 0.010"
Static Load (ASTM F970 mod.):	Passes - Modified Test (anything beyond 250 PSI) = 2,000 PSI; Residual Indent ≤ 0.005"
Residual Indentation (ASTM F1914):	Passes - < 8% Avg / 10% Single Value
Flooring Radiant Panel (ASTM E648):	Passes - Class 1; ≥ 0.45 watts/cm2
Smoke Density (ASTM E662):	Passes - ≤ 450
Slip Resistance (ASTM D2047):	Passes - SCOF ≥ 0.6
Resistance to Light (ASTM F1515):	Passes - ΔΣ ≤ 8.0
Chemical Resistance (ASTM F925):	Excellent
Resistance to Heat (ASTM F1514):	Passes